



Machinery Catalog 2025



Vineyard

| Orchard

| Nursery

| Row Crops



## About BDi Machinery

BDi Machinery Sales Inc. was started in 1996 to meet specialty agricultural equipment, tool and machinery needs of fruit, vegetable, and nursery growers. Located in Macungie, Pennsylvania, 60 miles northwest of Philadelphia, we pride ourselves on being a partner to our customers and customers of our dealers, to provide them with the latest technological advances in agricultural specific equipment. We specialize in sourcing and distributing innovative agricultural equipment from around the world.

## INDEX

Small Acre Sprayers	3
Low Volume Atomization Sprayers	4-5
Distribution Heads	6-8
Pruners + Accessories	9-10
Trimmers	11
Trimmer Accessories	12
Leaf Removers	13
Orchard Pruners	14-15
Drag Mowers	15
Cultivators	16-17
Vine Management	18
Spaders + Crushers	19
Middles Management	20
Shredders + Mowers	21
Tree Diggers	22
Tree Nut Machines	23

*Please note that this catalog does not contain our entire inventory.  
Head to [BDiMachinery.com](http://BDiMachinery.com) to see our other products!*



### Legend



Vineyard



Orchard



Nursery



Row Crop





## M1200



### Low Volume Atomization Sprayer

Equipped with a 5HP engine and a large 4.5 gallon tank, the M1200 boasts unparalleled 53' vertical and over 59' horizontal sprays with droplet size of just 90μ.

**Additional Options Available:** Ultra Low Volume (ULV) System • Booster + Filling Pump  
Accessory for Powders and Granulars • Louvered Ends for Veggie Crops



## P35



### Low Volume Atomization Sprayer

The P35 is just the right size for small acre or start up growers, offering the features of a full sized sprayer in a compact flexible format. The Cifarelli blower produces 235 MPH air flow, with droplet range of 100-150μ. The CIMA fan-tail spray head is ideal for close dense crops, with an adjustable angle to best target different crop heights. The 30-gallon tank is just the right size to cover about one acre per fill up. The frame has a base that can sit on the back of a gator or golf cart, or attach to a 3 point hitch.



*Wheel Kit Available*

**2 Step Calibration Made Simple: Teejet Quick Change Orifice & Pressure Regulator for Fine Tune Adjustment**

### SPRAY BOOM & CONE



The herbicide boom sprayer with rubber dome has a 110° nozzle which equals 24" spray. The off-center spray tip at 12" is also available.



## PH60



The PH 60 is a versatile 12 volt, 3 point hitch, herbicide sprayer. Adjustable spray booms with tilt control and a separate wand nozzle allows for flexible spraying. This unit will adapt to any area and has easy access controls.

**Separate Stainless Steel Boom & Cone Assembly Available**



See Video Demonstrations on our Website and YouTube






# LOW VOLUME AIR SPRAYERS

## The CIMA Advantage

CIMA has developed a delivery system that is able to treat more canopy with less water. Their simple transmission requires less maintenance with a fan that absorbs less HP than a conventional air-blast sprayer. All CIMA sprayers can be fitted with a variety of custom spray heads to target the treatment into the canopy with minimal over-spray.



High Volume Sprayer

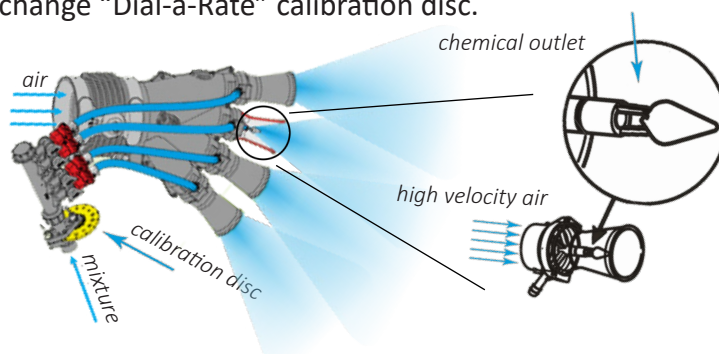


Low Volume CIMA Sprayer

CIMA's Low Volume sprayers create droplets of 100-150 $\mu$ , while standard high pressure sprayers commonly make droplets of 250-400 $\mu$ . Breaking down the liquid into smaller droplets allows for better coverage, more even distribution, and allows appropriate application without soaking your crop. The low volume system coats all surfaces of the system with air speeds around 170-200 MPH, achieving maximum coverage and a cleaner crop.



All CIMA spray heads can be easily adjusted to direct the spray into the crop with minimal over spray. Each spray outlet uses a specially designed no tip nozzle to produce the smaller droplet size. Calibration is easy and takes only seconds, as all spray heads use the CIMA quick change "Dial-a-Rate" calibration disc.



## **cima**® 3 Point Sprayers

### Low Volume Atomization Sprayers

CIMA's featured ergonomic design makes it possible to use a smaller versatile tractor. Choice of a variety of target heads to treat any canopy. All models come standard with internal mixing basket and a safety fresh water tank. Calibration is easy and quick with "Dial-a-Rate" and target control head. Air shear delivery system allows minimal active chemical usage to achieve great coverage.

Model	Tank (gal)	HP	Weight (lbs)	Controls
P42	80	20	429	Manual
P45	100	35	446	Manual
P50	100	50	507	Manual
P50	165	50	537	Manual
P55	165	85	551	Electric

*Sprayer selection based on acreage & tractor specifications • Spray head selected separately based on application*




P45 w/ 5x5

**Up To 165 Gallons!**



## cima® Trailer Sprayers



### Low Volume Atomization Sprayers

CIMA's trailer sprayers range from 200-525 gallons and have a spray head available for virtually any crop. Low volume atomization delivery system will treat more canopy with 2/3 less water than conventional high-pressure sprayers. Low pressure also means low maintenance.



T55 w/ 2M4C


**Up To 525 Gallons!**

Model	Tank (gal)	HP	Weight (lbs)
T45	200	35	837
T45	300	35	915
T45	400	35	1258
T50	300	50	1020
T50	400	50	1289
T55	300	85	1198
T55	400	85	1358
T55	525	85	1575

*Sprayer selection based on acreage & tractor specifications • Spray head selected separately based on application*



## cima® Swivel Sprayers



### Low Volume Atomization Sprayers

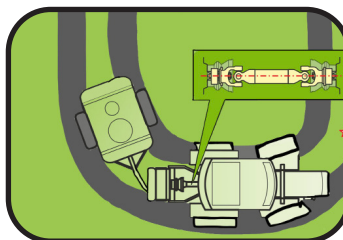
CIMA's swivel sprayers come with a 200, 300, or 400 gallon trailer, and have a spray head available for virtually any crop.



S50 w/ 2M2C

**Up To 400 Gallons!**

Model	Tank (gal)	HP	Weight (lbs)
S50	200	50	855
S50	300	50	989
S50	400	50	1225
S55	400	85	1300



*Sprayer selection based on acreage & tractor specifications • Spray head selected separately based on application*

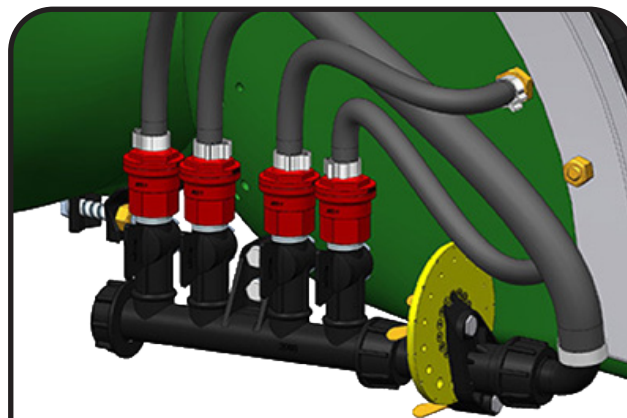


# DISTRIBUTION HEADS

## CIMA Heads

CIMA offers a wide range of interchangeable spray heads designed to deliver optimal coverage. Adjustable air volume and directional features ensure excellent penetration and treatment of any canopy. The combination of targeted spray and anti-drip technology means minimal over-spray and less wasted chemical, which is friendlier to the environment.

*All CIMA Heads are not listed in this catalog.  
Visit our website to see a full list of available spray heads.*




*Individual shut off valves + easy calibration!*

**cima®**

## All Purpose



**4x4**




*Available for all sprayers*

**Ideal for:**

- Cacao trees
- Pomegranates
- Protea
- Table-grapes
- Vineyards
- Other Crops

**5x5**




*Available for all sprayers*

**Ideal for:**

- Cacao trees
- Pomegranates
- Protea
- Table-grapes
- Vineyards
- Other Crops

**T.2V3**

**T.2V4**



*Available for all sprayers*

**Ideal for:**

- Almond Trees
- Apple
- Apricot
- Cherry
- Hop Plant
- Peach
- Pear Trees
- Pomegranate
- Vineyard
- Plums
- Variety of Other Crops
- Narrow Rows

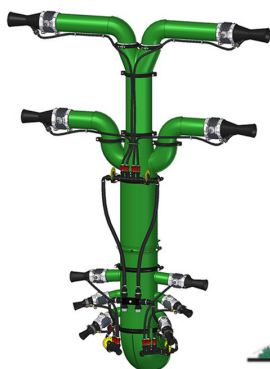
**cima®**

## Row Crop



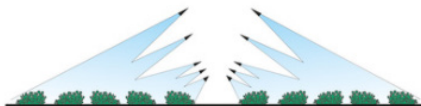
**PM**

*Available for P55, T55, S55*




**Ideal for:**

- Tomato
- Onion
- Blueberry
- Other Row Crops



**PT**

*Available for P55*



**Ideal for:**

- Potato
- Melon
- Blueberry
- Other Row Crops





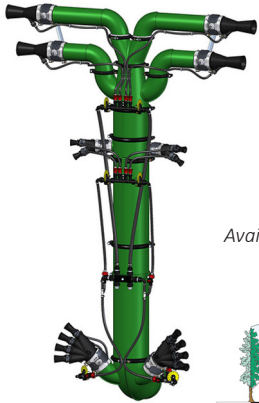


## Tower



CIMA's tower spray heads are designed for a targeted approach for disease and pest control, even with tall canopies. Spray nozzles can be adjusted for application on various height crops or sloped terrain.

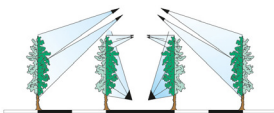
### TC.4M4C



#### Ideal for:

- Vineyards
- Other Crops

Available for P/S/T (45/50/55)



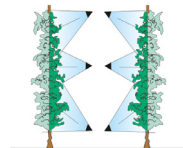
### T.6M2D (Narrow)



#### Ideal for:

- Raspberry Bushes
- Vineyards
- Narrow Rows
- Other Crops

Available for P42, P/S/T45



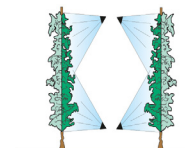
### TC.2M2M



#### Ideal for:

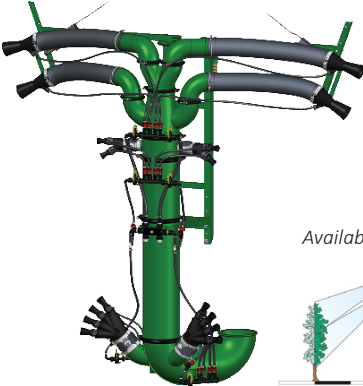
- Apples
- Pears
- Tomato
- Vineyard
- Other Crops

Available for P/S/T (45/50/55)



Optional Electro Hydraulic Control

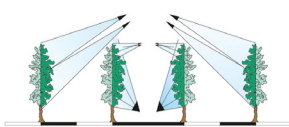
### TC.2M4C



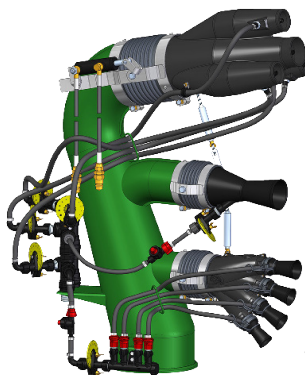
#### Ideal for:

- Blueberry
- Melon
- Vineyard
- Windy Areas
- Other Crops

Available for P/S/T (45/50/55)



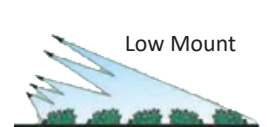
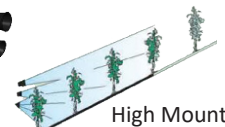
### T.GC (Row Cannon)



#### Ideal for:

- Asparagus
- Tree Nurseries
- Vegetables
- Tobacco
- Blueberry
- Variety of Other Crops


Available for P42/45/50/55, T45/50/55



## Orchard

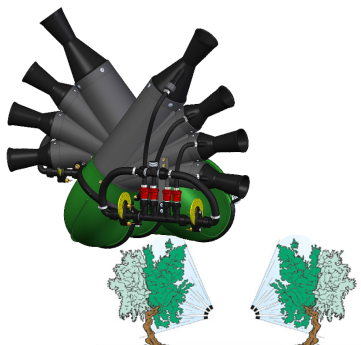


### T.OL



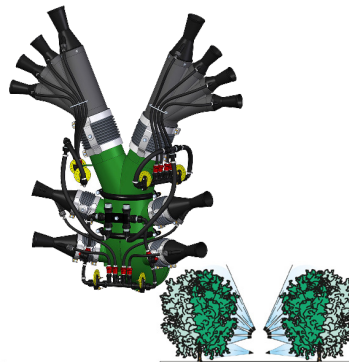
Available for P42/45/50/55

### T.2OL



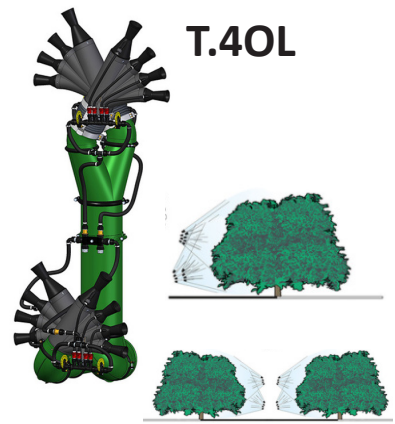
Available for P50/55, T50/55, S50/55

### T.4C2OL



Available for P55, T55, S55

### T.4OL



Available for T55



# DISTRIBUTION HEADS



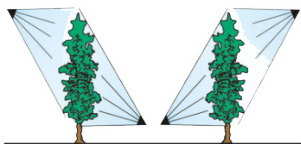
## Multi-Row



CIMA makes several on target multi-row distribution heads for your needs. Simply match up your specific growing conditions to the configurations below to find the ideal spray head for your needs.

### TCF.2M2M (GREEN HUG)

Available for P/S/T50 & P/S/T55



*Hydraulic Folding Arms for Row Spacing of 7'-10'*

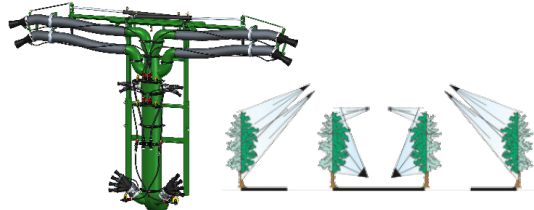


#### Ideal for:

- Berries
- Vineyard
- Tunnels
- Windy Areas
- Other Crops

### TCI.4M4C

Available for S/T50/55



*Hydraulic Movement and Optional Electric Actuators for Cannons*

### SYNERGY

Available for S55



#### Ideal for:


- Blueberry
- Vineyard
- Tomato
- Windy Areas
- Other Crops

### TS5.6M6C (Wrap-A-Round Boom)

Available for T50/55



*Hydraulically Controlled, Optional Electric Hydraulic Controls*



#### Ideal for:

- Blueberry
- Vineyard
- Tomato
- Windy Areas
- Other Crops



## Air Boom




CIMA air booms are designed for low bed row crops. Booms are fully customizable with options including tank size, nozzles per bed, boom width, and number of outlets per nozzle. Call BDi for full details.

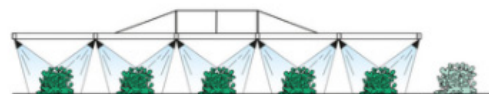


### BM 8/10

Available for P42/45/50

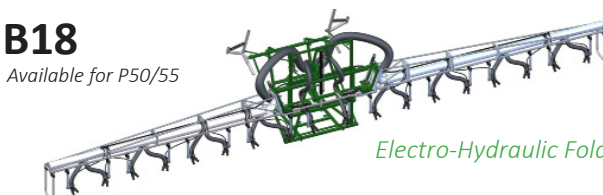


*Manual Fold*



### B18

Available for P50/55



*Electro-Hydraulic Fold*



#### Ideal for:

- Berries
- Artichoke
- Potato
- Tomato
- Vegetables
- Other Crops





## Pruning Shears



### Electrocoup F3020

The F3020 electric pruning shears have used 6 years of research, tests and fine tuning to present a worthy heir to the 3015. It features a lighter, more compact and easier to handle design while delivering higher cutting speeds and improved work comfort.



**Standard Kit**  
1.57" Cut Capacity



**Medium Kit**  
1.77" Cut Capacity



**Maxi Kit**  
2.16" Cut Capacity

*Ultra-Compact  
Lithium-Ion Battery!*



**Extension Poles**

Model	Length	Fixed	Telescopic	Corded	Battery
P9F120	53.9"	X		X	
P9T120	57" - 83.4"		X	X	
P9T1230B	61.4" - 86.6"		X		X
P9F210	89.3"	X		X	
P9F210B	92.9"	X			X
P9T210B	96.8"-157.4"		X		X

### Electric Sharpener

Sharpen your blades in record time! Thanks to its 3-pad connection, the A48V3 electric sharpener is compatible with batteries of all Electrocoup models (F3005, F3010, F3015, F3020).



## Tying Machine



### AT1000

INFACO's professional electric tying tool, the AT1000, is reliable and fast, making tying tasks effortless. Versatile, it accommodates various types of ties in viticulture. Its unique grip is identical to that of the F3020. It's now a true duo, from pruning to tying, that supports vine growers and orchard keepers in maintaining their farms. The AT1000 is 100% automatic. With formidable efficiency, its ease of setup and operation are among its many advantages.



*Pruner and Tying Machine Bundle Available! Call for more information!*





# PRUNERS + ACCESSORIES



## Pneumatic Shears



Lisam pneumatic shears are made with magnesium alloy casting, allowing the operator to use them even at low temperatures without any power variations. Extension poles are available to reach higher branches.

### SLY



The lightweight and comfortable option for any farmer. Its high-performance piston and alloy construction allows for powerful and precise cuts at any temperature.

**Cutting Capacity:** 1.25"  
**Working Pressure:** 150 PSI  
**Net Weight:** 1.21 lbs  
**Air Usage:** 3 CFM

### SANA SLY



A unique pneumatic scissor with a blade that is disinfected after each cut. Designed to respond to the need of farmers to avoid disease transmission between trees during pruning season.

1.25"  
 150 PSI  
 1.21 lbs  
 3 CFM

### SUPER SLY




Some trees are harder to prune than others, and this shear is designed with that in mind. Created specifically for citrus, olive, and other hardwood trees, the Super SLY is up for any job.

1.625"  
 150 PSI  
 1.76 lbs  
 3.5 CFM



**Telescopic Extension Pole**

*Lengths from 4.1' to 9.8'*



**Extension Pole w/ Quick Coupling**

*Lengths from 4.1' to 9.8'*



## Potato Diggers


### SP50V



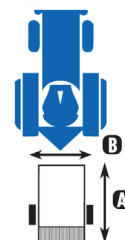
### SP100



### SP160



Model	Height	Weight	Engine HP	A	B
SP50V	33.5"	353 lbs	20 HP	63"	29.5"
SP100	45.5"	595 lbs	25 HP	59"	59"
SP150	51"	1,477 lbs	40 HP	109"	77"
SP160	51"	1,587 lbs	40 HP	109"	81"



Potatoes



Onions



Garlic







## Trimmers




### CRL Vision-1 L

w/ Double Acting Sickle Bar

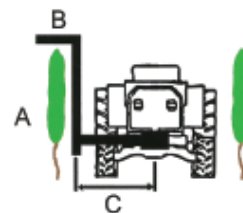


### CRL Vision-2 L

w/ Double Acting Sickle Bar



Optional: SCH Heavy Duty Cutting Bar



Model	A	B	C (Min)	C (Max)
150+80	59"	31"	24"	43"
150+100	59"	39"	24"	43"
180+80	70"	31"	24"	43"
180+100	70"	39"	24"	43"
210+80	82"	31"	24"	43"
210+100	82"	39"	24"	43"

*Great for concord and muscadine grapes!*

### CRV Vision-1 L

w/ Rotary Blades



### CRV Vision-2 L

w/ Rotary Blades



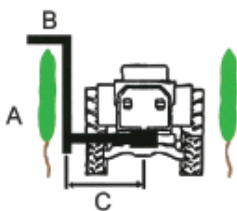
### CRV Vision Plus U

w/ Rotary Blades



*Specs for CRV Vision-1 L*

Model	A	B	C (Min)	C (Max)
3+1	41"	17"	28"	47"
3+2	41"	29"	28"	47"
4+1	55"	17"	28"	47"
4+2	55"	29"	28"	47"
4+3	55"	41"	28"	47"
5+1	69"	17"	28"	47"
5+2	69"	29"	28"	47"
5+3	69"	41"	28"	47"
6+2	82"	29"	28"	47"
6+3	82"	29"	28"	47"



Available with Hydraulic Levers or Electrohydraulic Joystick

#### V1 Frame:

- Hydraulic Distributer 4+1
- Hydraulic Lifting 24"
- Hydraulic Lifting Vertical Frame +/- 15°
- Hydraulic Side Shift 12" + Manual 8"
- Hydraulic Tilting Horizontal Bar 90°
- Manual Adjustment Horizontal Bar Height 14"

#### Tractor Requirements:

- Double-Acting Hydraulic Distributor
- Pressure Free Case Drain
- 8 GPM Hydraulic Flow Output

*Configurations for a Variety of Trellis and Growing Styles*



# TRIMMER ACCESSORIES



## Vision Accessories



Also Available as  
Stand Alone Machines

### DRF Leaf Remover

#### Single


- Right Leaf Remover Head (20" rollers + 24" fan)
- 180° Rotating System (T1 Frame)
- Requires Attachment Coupling
- Requires 12 GPM Hydraulic Flow

Optional: 25" Front Cutter Bar



#### Double


- Pair of Leaf Remover Heads (20" rollers + 24" fan)
- Requires Attachment Coupling
- Requires 12 GPM Hydraulic Flow



### SRV Sucker Remover

- Right or Left Side Sucker Remover Head for All Frames with 50x50 Support Pole
- Requires 8 GPM Hydraulic Flow

Optional: Different Size Nylon Whips



Round Soft

Square Hard

Large Strips




### CPL Pre-Pruning

- Requires 7+1 Joystick
- Requires Attachment Coupling
- Requires 9 GPM Hydraulic Flow
- Available in 4, 6, 8, 10 Blades
- Compact Blades Available



Aerator/Decompactor



Happy Plant Weeder



Vine Auger





## Leaf Removers



### VINEYARD DELEAFERS

Olmi's line of pneumatic vineyard deleafers allow optimal development of the grapes, increasing their quality and the overall health of the vine. Utilizing air flow does not damage the bunches during any period of growth. Deleafing improves the penetration of pesticides, increases aeration and prevents fermenting, and facilitates manual harvesting.



#### Tractor Requirements:

- 50 Horsepower
- 540 RPM PTO Rotation
- 400F Weight: 926 lbs
- 400R Weight: 882 lbs



400F



400R

#### Tractor Requirements:

- 50 Horsepower
- 540 RPM PTO Rotation
- 430F Weight: 1,058 lbs
- 430R Weight: 1,036 lbs



430F



430R

#### Tractor Requirements:

- 80 Horsepower
- 750/1000 RPM PTO Rotation
- 470F Weight: 1,366 lbs
- 470R Weight: 1,764 lbs



470F



470R

### ORCHARD DELEAFERS


Olmi's orchard line has been specifically designed to ensure the effective and targeted leaf removal from the trees, allowing selective elimination of leaves without risk of damaging the fruit. The removal of excess leaves results in a higher quality final product and higher value of harvested apples due to better coloring.



509F

#### Tractor Requirements:

- 80 Horsepower
- 750/1000 RPM PTO Rotation
- Working Zone: 51 inches
- Height Excursion: 118 inches



509F

#### Tractor Requirements:


- 80 Horsepower
- 750 RPM PTO Rotation
- Working Zone: 55 inches
- Height Excursion: 130 inches



560F

#### Tractor Requirements:

- 100 Horsepower
- 750 RPM PTO Rotation
- Working Zone: 82 inches
- Height Excursion: 138 inches



566F



566F





## Orchard Pruners



### CRF

High density orchard pruner suitable for a variety of trees including apple, apricot, cherry, and olive up to 13 feet tall. The sickle bar with SCH teeth can cut branches up to 1.6" thick. A number of accessories are available to adapt to your needs, including hydraulic tilting and rear rotation, as well as a "window" cutting kit that allows sunlight to penetrate the canopy and reduces hand labor during pruning.



### ORP

Orchard pruner suitable for several types of cultivation including cone, mono-cone, or high density for machine harvesting. The frame has 4 hydraulic movements controlled by joystick. Can be used with 1 or 2 saw disc bars, for the option to cut the side and top at the same time. Discs can handle branches up to 4" thick.



### ORSX

The Orchard Pruner ORSX with Discs is a versatile machine designed for efficient pruning in orchards. It features a proportional distributor (4+1), hydraulic lifting (4.75 feet), and a hydraulic tilting column for easy operation. The parallelogram system on the second arm ensures precise cutting, while the hydraulic tilting cutting bar and manual position adjustment provide further flexibility. Equipped with 23.5-inch disc bars, an anti-cavitation valve for motors, and a hydraulic stand for storage. It also includes a hydraulic kit with an 21 gal/min pump, 23.7-gallon oil tank, gearbox, oil cooler, and cardan joint, as well as a 12V socket for convenience.



### BRM

Hedge trimmer with cutting bar (47", 59", or 79") for pruning branches up to 1.2" thick. Reversible frame performs perfect cuts on both sides of the tractor. Can be used with small tractors, 25 HP minimum.



### BRE

Hedge trimmer/bush cutter for use with mini-loaders and front loaders. Frame with cutter bar (47", 59", or 79") for pruning branches up to 1.2" thick. Joystick controlled for easy use and precision on any cutting geometry.







## Orchard Pruners



### CRB-X

Orchard Pruner for skirting cuts on citrus and traditional orchard trees. Available with single or double saw disc bars which can handle branches up to 4" thick. Comes equipped with a spring safety joint to avoid damaging the plants.



## Bush Pruner



### CRV-X Tower 1 Plus U

Blueberry bush pruner with saw disc cutting bars. Heavy duty central column supports hydraulic lifting and tilting, as well as side shift. The U shape allows for pruning on both sides of the bush with one pass.



## Drag Mower



### Interpique

Drag mower with mechanical driven swing arm that can be used to mow around trees, posts, and other barriers without any damage. Comes in a single or a double mower head format. Mower is direct PTO driven at 540 RPM with hydraulic tension control to adjust depth of swing. Each 3 blade disc mower head has a 47" cutting diameter with an adjustable height rear wheel. Each arm has a 10' outreach, so maximum cutting distance is 20' with the double.







## Cultivators



### Bio Dynamic

The Bio-Dynamic product line is designed for fast weeding in vineyards and orchards with working speed up to 9 MPH. The two main components of the machine are the Bio-Disc, which tills the soil and moves it towards the plants, and the Bio-Star, whose fingers work the soil between the plants. The Bio-Star is available in different sizes and consistencies for your specific needs.



SRL Sucker Remover



Available in Duo Format



RSI 65 In and Out Mowing Wheel



### EL In-Row Cultivator

The original in-row power harrow for vineyards and orchards is the result of 30 years of development. Thanks to its tilting working head, the EL can work in difficult conditions and on hillsides. This cultivator removes grass from the ground and does not make any tillage pan. Attached by 3 point hitch and PTO shaft driven with a hydraulic pump that controls the touch bar. Counter-rotating vertical tines ensure optimal cultivating while keeping the soil level and avoids hard-pan. Ideal for stony conditions and can handle tall weeds.



EL 140

### AI 15

Fixed front plow with an in-and-out rear plow allows for de-hilling and root pruning for vineyards and similar crops. Attached 3 point linkage with independent hydraulic distributor. Additional furrows can be added in order to increase the working width and row ridging. Optional plow faces opposite direction for hilling up toward the vine. Suitable for all types of soil. PTO shaft driven.



In/Out Blade

Protect from winter freeze using hill up option!

Hill Up Plow





## Cultivators



### Turbo

The Turbo with hoeing blade avoids plants by 90° rotation of the tool, allowing working speeds of up to 6 MPH in good conditions. It is equipped with adjustable wheels and front furrow opening disc, allowing for ecological weeding, even in tight plantings.



*One Machine, 7 Tool Options!*

Available in  
Duo Format

### Turbo PRT

Inter-row rotary tiller with Turbo PRT tool holder for orchards and vineyards designed to eliminate weeds and manage the soil under the row without damaging the plant. The working head is composed of two rotors with vertical axes that work optimally in loose or soft soil. Other tools can be mounted such as a wire suckering head, weeding blade, disc cutter, mini shredder, lawnmower, rotary harrow.



*One Machine,  
7 Tool Options!*



### Turbo Evo

The Turbo Evo tool is supplied with both a front and rear mount frame and comes equipped with hydraulic reservoir and adjustable gauge wheels. This versatile tool can use a variety of attachments: power harrow, mini shredder, hoeing discs, Turbo hoeing blade, sucker remover, cultivator disc, and plow.



Power Harrow



Shredder



Hoeing Disc



Rotary Mower



Turbo Blade



Sucker Remover



Cultivator

*One Machine,  
7 Tool Options!*




## Sweeper



### AN1 & AN2

Sweeper with nylon whips for vineyards and orchards. It is available with single or double front mounting frame or with a connection to be mounted on a shredding mower in order to do two working steps at the same time.



## Florix



### Flower Thinning Machine

FLOWER THINNING MACHINE FLORIX, presented by Agroxx and Rinieri, with a patented system that revolutionises fruit thinning for all species requiring treatment (apples, stone fruit, etc.) combining effectiveness, innovation and sustainability. An operation that requires precision, uniformity, delicacy and that Florix performs with great ease of use, mobility and modular speed.

The machine is the most valid alternative to the use of chemical products and is irreplaceable in organic cultivation. Florix guarantees full efficiency, maximum modularity and adaptability and rapid return on investment. It is a patented flower thinning system that respects plants and the environment.



## Mulcher



### Biosystem RMB 1200

Compact and robust machine designed for grass cutting and mechanical/ecological weeding in organic orchards and vineyards. Featuring a low profile and counterclockwise rotating rotor with reinforced wires, it efficiently distributes cut grass. The mulcher includes an electro-hydraulic automatic feeler for precise adjustments, hydraulic tilt for the rotor, and height-adjustable rollers for smooth maneuverability. With a hydraulic side shift, self-lubricating frame, and PTO gearbox (540 RPM), it adapts easily to uneven terrain. Mounted behind the tractor, it offers flexible mounting options, with CE certification and safety protections.







## Spader



### 005/105/205 Series

Ideal for use in horticulture, vineyards, orchards, etc., they allow to till the soil with reduced power absorption and fuel consumption.

Variable range from machines for hobbyists to professional solutions for contractors and large companies.



005 Series



105 Series



205 Series

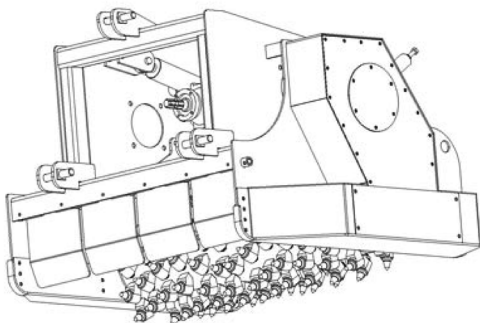


## Crusher



### CR-120-S

The CR-120-S is designed to crush stones, rocks, and stumps at a working depth of 4" to 8". It can be used for preparing land for vineyards, orchards, and crop sowing; preparing fire lanes; maintenance of dirt roads; stabilizing soil; and a variety of other applications. All wearing parts are made of Hardox and are replaceable individually, and every model is equipped with a rear grate that is hydraulically adjustable from the tractor. Working width of 47".



# MIDDLES MANAGEMENT



## Stone & Sod Burier



### SA & SB

The SA and SB tillage machines are designed for working in stony soils and for preparing sowed middles for replanting. This tillage machine does primary, secondary, and finishes tillage in one pass. Options for roller, seed-box, or bed-former available. Your vineyard will have a finished look and level rows making for easy travel during regular operations.



Series SB



## Power Harrows



Power Harrows are the preferred tillage tools to work the soil deeply while keeping the top soil on top. An optional rear roller can smash missed clods to leave a fine seedbed. Used in conjunction with spaders these tools can do all your mechanical tillage and soil cultivation to preserve lifespan and structure.

Alfa, Sirio, Beta, Omega, and Gamma Series available for a variety of different needs.



Alfa Series



## Inter-Row Tillage



### FRP Tandem Discs

Tandem mounted 20" disc harrows, perfect for work between rows. Very strong machines with four-disc groups to ensure optimal soil leveling.

Widths available from 71" to 102"



### ARP Ripper

The ARP is ideal for relieving compaction in nurseries. The unique wing design relieves hard-pan and nicely prunes roots. Optional roller and spader available.

Width: 51"



### FRM Disc Harrows

Disc harrow model with 24" cutting discs, equipped with anti-shock springs. Adjustable width and vertical hydraulic lift allow for easier movements. Rear roller has working depths from 3"-6". Models available with 8, 10, 12, 16, or 20 discs.

Widths available from 45" to 112"



### CM Deep Tine Cultivator

Cultivator equipped with anti-shock springs. Adjustable width and vertical hydraulic lift allow for easier movements. Rear roller has working depths from 6" to 10". Optional cage roller or lime & fertilizer drop box available.

Widths available from 43" to 92"







## Shredders




### TRD, TRF + TRC

The TRD is ideal for cutting grass and wood up to 3/4". Its sharp tools perform a clean and regular mowing.

The TRF is suitable for mid-size prunings up to 2". 2.75 lb hammers or Y flails available.

The TRC is an all-purpose tool for grass, corn, and wood pruning up to 2 1/4". Features an openable rear cover for dispersion of waste materials.

*Working widths available from 33" to 89"*



### TRL + TRL-B + TRR1

The TRL is also a hammer action shredder suitable for branches up to 3". Rotor mounted on oscillating dual race ball that is fully protected from water and foreign bodies. TRL-B is a low profile model that has a lowered transmission flank allowing it to pass under trees without damaging the fruits.

The TRR1 Reversible Shredder is ideal to collect and shred prunings up to 3". Featuring hydraulic movement with pick up inversion, double body with triple counter knives, adjustable pivoting rear wheels, cardan joint and free wheel gearbox, this machine is durable and versatile.


*TRH models working widths 57"-77"/TRL models working widths 49"-79"*



### RSI with Touch Arm

The RSI inter-row mower wheel with crossbar support for shredder installation and joint with spring for in and out movement, 23" diameter.

*Applicable to TRU, TRL, TRP models for vineyards and orchards.*



*Available in Duo Format*



## Mower/Cutter



### BRF

The BRF mower/bush cutter arm is suitable for pruning grass or small branches up to .8". The extendable arm is ideal for cleaning ditches, roadsides, gardens, or sloping banks.

*Cutting widths available from 20" to 35"*



# TREE DIGGERS



## Tree Diggers



Holmac tree diggers are a line of compact machines that allow you to operate in tight row and plant spacing. The turning blades allow you to dig out trees where other machines can't fit. This line provides great solutions for high density growers. Holmacs allow for faster approach, faster digging, and faster bag & basket time, leading to the ability to dig 2 1/2 trees in the same time it takes other brands to dig 1.

### Standard Features on All Models:

- 3 Separate Pump Actions
- Vertical Tip Back Blade to lift the root ball
- Horizontal Blade Turn aids in quicker time to bag
- Adjustable Rubber Tracks (Move simultaneously for less stress)
- Blade Vibrations at 4,000 per minute for smoother operation
- Forward and Reverse speeds of 0 to 4 MPH
- Independent turn levers
- Roll Over Protection (ROP) & Seat Belt



**HZC 25**



**HZC 30**



**HZC 32**



**HZC 40**



## Tree Binder



The Treebinder is a machine designed and patented to facilitate the packing of the plant on site before suckering. This operation saves time and personnel, but also makes better use of the space available for transporting the plants in lorries or containers. Can bind trees up to 23.5 feet.



## V1200E

The Cifarelli V1200E is a vacuum harvester that is used to collect quickly and effectively chestnuts, hazelnuts, walnuts, almonds, and acorns. This machine separates the product from leaves or other debris sucked in which are expelled through the air exit. Emptying the tank is simple with the machine on the shoulders pressing the proper level. To speed up collecting the harvest we recommend using the BL1200 blower or the air exit pipe of the vacuum itself to gather the product first.





## CHIANCHIA Collection/Cleaning

### K530 Harvester

Vacuum harvester for all nut varieties, particularly effective for olives, hazelnuts, and chestnuts. The 33 foot hose grants a wide range to aid in efficient harvesting. Its compact size allows for use with small and medium sized tractors, making it more portable to reach a wider variety of collection areas.



### EU 1000/2000

Harvesting machines for nuts like chestnuts, hazelnuts, almonds, walnuts, etc. Separates product from the heavier waste material impurities are eliminated by a jet of air.



### K1300

Mechanical harvester suitable for reversible tractors and with hydraulic front lifting for walnuts, hazelnuts, and chestnuts.



### K1800

Mechanical harvester suitable for reversible tractors and with hydraulic front lifting for walnuts, hazelnuts, and chestnuts.



### S98/120 Cleaner Separator


This model is designed for the fast and accurate separations of all varieties of nuts from any debris collected during harvest. 2,600 lbs of nuts per hour.



## CHIANCHIA Sorting/Shelling


### P80 Super Electric Sheller

Machine comes with a roller system designed to sort shelled fruit by size. Suitable for shelling large batches of nuts, particularly hazelnuts. Has hourly capacity of 55 lbs per hour.



### P250/300 Electric Sheller w/ Load Conveyor

Machines for shelling nuts with striking plate shelling system. Loading carried out by a conveyor with speed regulation. Sorted through a half-lunate and half-perforated roller system. Can process between 130 and 155 lbs per hour.



## CHIANCHIA Drying

### Solar 2000

The Chianchia Solar 2000 is suitable for the simple and economical drying of forest fruits in shells such as hazelnuts, chestnuts, almonds, walnuts, pistachios, etc. With the addition of accessories, it can be used for drying organic cereals. Its small size and low height allow it to be used in particularly narrow spaces with reduced consumption.







FARMING  
MADE BETTER  
ONE MACHINE  
AT A TIME...

**BDi** Machinery

(610) 966-2444



51 Race Street, Macungie, PA 18062



[BDiMachinery.com](http://BDiMachinery.com)